

In This Issue

- ▶ IN MEMORIAM: CRAIG HARPER 1
- ▶ FERAL HUMAN BEINGS 2
- ▶ CARRY YOUR GUN 3
- ▶ RANGEMASTER DVD SALE 3
- ▶ POP QUIZ: TRIVIA TIME! 3
- ▶ FOLLOW THROUGH AND RECOVERY 4
- ▶ TEXAS INSTRUCTOR COURSE 4

JUNE 2015

RANGE • MASTER

Volume 19 • Issue 06

RANGEMASTER

DEFENSIVE TACTICS
FOR THE REAL WORLD


Firearms Training Services

MONTHLY NEWSLETTER



Craig Harper

by Tom Givens



immediately asked to join our instructor staff. Craig jumped in with both feet. He initially assisted other instructors in conducting various level classes, but in short order he became a primary instructor for basic level courses, and began teaching classes as the lead instructor.

Craig continued to teach several basic courses each month right up until the range was closed in 2014. Over his sixteen year career as a primary instructor, Craig trained several thousand students. Several of those students were later forced to use their skills in self defense, and were successful against armed criminals. Craig was very proud that he had helped decent people prevail over criminal predation. He dedicated much of his time during this period to raising public awareness of violent crime, and the fact that one does not have to be a victim of it. Several honest citizens are alive today because of Craig's efforts, a fact of which he was justifiably proud.



Throughout his teaching career, Craig continued to seek further training, to expand his own knowledge base and skills. This is one of the marks of a true professional. Craig attended numerous courses by diverse subject matter experts, and continued to earn instructor certifications from a number of entities, including the NRA, Fox Labs, and others. He was also a frequent contributor to our monthly newsletter, using his excellent communication skills to pass on vital knowledge to our thousands of students around the country.

Another of Craig's passions was mentoring younger people coming into the instructor development process. He was a valuable source of information, coaching, and encouragement to several people who have gone on to become qualified, competent instructors. They will pass on his legacy of caring and commitment to a whole new generation of defensive arts students.

Craig was a scholar and a teacher. He was also my friend, a term I do not use lightly. I am grateful for the time I got to spend with him, and I will treasure many of the memories of our work together. Goodbye, my friend. ■

In Memoriam

CRAIG HARPER



Adjective. / 'ferəl /

1. Existing in a natural state, as animals or plants; not domesticated or cultivated; wild.
2. Having reverted to the wild state, as from domestication: a pack of feral dogs roaming the woods.
3. Of or characteristic of wild animals; ferocious; brutal.

Here is a story that has been completely ignored by the national media, but it is a perfect example of why responsible citizens should be armed, trained, and ready to defend themselves against feral humans.

'Please Don't Shoot Me': Dog Walker Begs for Life Before Deadly Shooting

<http://www.nbcphiladelphia.com/news/local/Arrest-Questioned-Killing-Dad-Stuhlman-Walking-Dog-Overbrook-296849631.html>

Please note that the offenders were bored and looked for someone to rob. They picked this gentleman because he was older, and the dog he was walking looked "weak." They had just by-passed another potential victim who looked more alert and had a more formidable looking dog. The suspects shot the victim, after he gave up his money, then cold-bloodedly shot him again, fatally, as he lay on the ground pleading for his life. Expecting mercy or compassion from feral humans is wishful thinking, indeed!

This is a good example of why we don't buy into the "just give them what they want and they'll go away" advice so often given by those opposed to personal self defense. The problem is, if you give them your stuff and wait to see if they really are going to kill you, they might just kill you. At that point, it's too late to stop them. Personally, I would rather have some input into their decision making process! ■



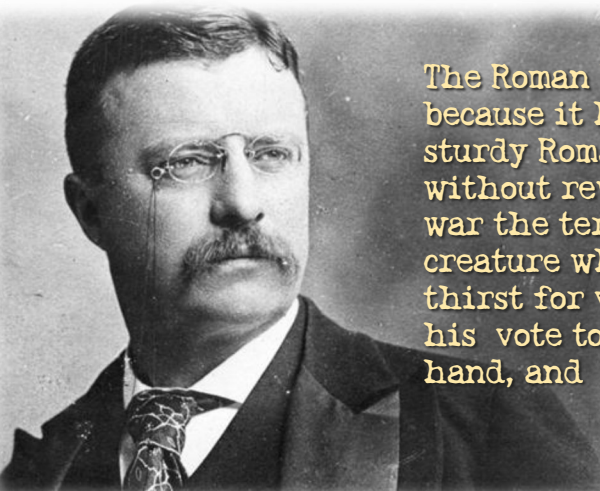
Teen Arrested in Murder of Man Walking His Dog

Police arrested 15-year old Tyfine Hamilton, who they believe to be the gunman who shot 51-year old James Stulman to death while he was walking his dog. NBC10's Monique Braxton reports the investigation is far from over, however, as police are still looking for the deadly weapon. (Published Friday, Mar 20, 2015)

LATEST STORY:

Updated at 7:47 PM EDT on Thursday, Mar 19, 2015

The third teen was taken into custody overnight Friday.



The Roman Republic fell, not because of the ambition of Caesar, but because it had already long ceased to be a republic at all. When the sturdy Roman Plebeian, who lived by his own labor, who voted without reward according to his own convictions, and who formed in war the terrible Roman Legion had been changed into an idle creature who craved nothing in life save the gratification of a thirst for vapid excitement, who was fed by the state, and who sold his vote to the highest bidder, then the end of the Republic was at hand, and nothing could save it.

- Theodore Roosevelt



To the best of my knowledge, three people who had at least some training from Rangemaster have been murdered after that training. All three were unarmed at the time of the unlawful, criminal, predatory attack that resulted in their deaths. All three were killed in street robberies, in separate incidents.

Unfortunately, one simply cannot predict on which day he will need his pistol. These three believed that they would not need a pistol that day. They were wrong, and they paid with their lives.

The most recent case was very similar to the one described in the "Feral Humans" article earlier in this newsletter. The victim had handed over his wallet and was standing there with his hands in the air when he was executed with a shot to the head. Had he been armed, he could have at least attempted to fight back, and the odds are overwhelming that he would have been successful. I know

of 62 Rangemaster students who were armed when attacked, and all successfully defended themselves. Of that 62, only 3 were wounded, and they all recovered. Not one single student who was armed at the time of the attack has been killed. A detective would call that a "clue."

A detective would call that a "clue."

It is not at all hard to be armed on a routine, daily basis. That is the only way to ensure that you will be armed when the fateful day

arrives. This year, Lynn and I have been in south Florida a lot, with multiple teaching trips. Of course, it has been hot there. Here is a photo of me in Sarasota, Florida, in casual clothing. Beneath the tropical shirt is a Glock 35 in an IWB holster, along with 2 spare magazines. We shopped in a number of stores, had lunch in a crowded restaurant, and interacted among scores of people all day long. No one was aware that I was armed. If, for whatever reason I had needed a gun, no problem. I had one. ■

CARRY YOUR GUN



Rangemaster DVDs for Sale

Concealed Carry for Self Defense

(2 hours, 15 minutes)
Firearms Safety, Gun Selection, Holster Selection, Ammunition, Shooting Technique and much more.
By Tom Givens. \$25.00

Defensive Shotgun (2 hours)

Firearms Safety, Shotgun History and Development, Shotgun Selection, Modification and Accessories, Shotgun Ammunition, Patterning and Shooting Technique.
By Tom Givens. \$25.00

Cooper's Color Codes

(1 hour, 10 minutes)
Maximizing situational awareness; being mentally prepared to act in self defense. By Tom Givens. \$25.00

Shipping is \$5.00 for one DVD or for all combined on one order. Please send check or money order to Rangemaster FTS; PMB 303; 1016 W Poplar Ave, Suite 106; Collierville, TN, 38017.

POP QUIZ!

TRIVIA TIME!

We're celebrating the life of our friend, Craig Harper. One of Craig's favorite pastimes was riding his Harley Davidson. What model is he riding in the photo on Page 1 of this newsletter?

- A) Road Glide
- B) Road King
- C) Street Glide
- D) Ultra Classic

The first person to post the correct answer on our Rangemaster Facebook page will win this knife!



facebook.

FOLLOW THROUGH AND Recovery by Tom Givens

The Often Neglected Fundamentals

Among the skills I see the most problems with in training classes, follow through and recovery issues are two of the most common. Many shooters don't realize the need for either, much less understand the distinction.

I believe the root of the problem lies in watching television and movies. On the screen, an attacker hit with a single pistol bullet is propelled over the balcony, or through the plate glass. In reality, it often takes several well placed, rapidly delivered hits to stop a drugged up, psychotic, or just plain angry assailant. No pistol bullet can be relied on to drop such an attacker with one shot unless the upper central nervous system is struck, something very difficult to do with one shot under gunfight conditions. For this reason, we often have to fire several accurate shots in rapid succession, and this requires an understanding of follow through and recovery.

Follow through refers to keeping the gun on target, and as stable as possible while the bullet gets out of the gun and en route to the target. There is actually quite a delay between your decision to shoot and the bullet's exit from the muzzle, and you can move the gun during this interim, spoiling the shot. Once your brain sends the impulse to fire, the message has to travel down the spinal cord and through nerves to your finger, which then has to contract, moving the trigger as much as a half inch from its resting position. The sear has to release the hammer or striker, which must move forward to strike the primer. The primer detonates, sending fire

through the flash-hole to the powder charge, which must burn, building up gas pressure. This gas pressure must overcome the bullet's inertia and get it started accelerating down the barrel, and out the muzzle. All of these actions, occurring in sequence, take several micro-seconds to complete. Without follow through, your muzzle can move off the target before the bullet is actually clear of the gun's muzzle.

As soon as you see the front sight start to lift, you can be assured that the bullet has left the gun. High speed photography shows that the slide doesn't start moving, nor the front sight start lifting, until the bullet has exited the barrel. So, once you see the front sight lift in recoil, you can shift from follow through to recovery.

Recovery entails getting the gun back on target and ready to launch the next bullet. As soon as you see the front sight lift, let the trigger reset. Keep your visual focus on the front sight. As it settles back into the rear sight notch, you are back on target and ready to launch the next round. If the target is still there in your sight picture, you probably need to shoot again!

Resist the temptation to "eye sprint". This refers to running your visual focus from the front sight to the target and back between shots. This just eats up time and usually results in sloppy hits. Stay on the front sight until shooting is no longer required.

Work on your follow through and recovery and I believe you will see a dramatic increase in your ability to deliver fast, accurate shots. ■

RANGE MASTER

Firearms Instructor Course Central Texas

We'll be conducting our signature 3-day Firearms Instructor Development Course in the Austin/Bastrop, Texas area this summer. This course is suitable for those who wish to begin teaching defensive pistol skills to others, for those who are

already teaching and wish to improve and polish their skills, or for any shooter who wants to master the use of the handgun. The very best way to master any subject is to teach it.

July 24-25, 2015
Friday – Sunday
@ KR Training
Lincoln, TX
(Austin/Bastrop area)

Training is conducted over three full days, about evenly split between classroom time and range time. Each student will fire about 1,000 rounds of ammunition. Each receives a 200+

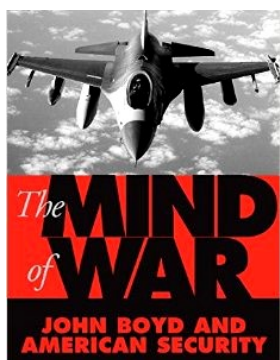
page training manual, which is a valuable reference resource. The classroom portion will be conducted in a comfortable, air conditioned classroom. For information on the facility, contact Karl Rehn at rehn@krtraining.info

KR TRAINING

The primary instructor will be Tom Givens, assisted by other Rangemaster-certified instructors. Email Tom at rangemaster.tom@gmail.com for more info on the course.



Eventbrite™



“ We never have complete and perfect information. The best way to succeed is to revel in ambiguity.”

The Mind of War
by Grant Hammond

© Rangemaster Firearms Training Services, LLC
PMB 303 • 1016 W. Poplar Avenue • Ste. 106
Collierville, TN 38017 • 901.590.6226 • www.rangemaster.com

