

## In This Issue

- ▶ TAC-CON 2020 ..... 1
- ▶ KARL REHN'S BOOK ..... 2
- ▶ MASTER INSTRUCTOR ..... 2
- ▶ CHOOSE AMMO WISELY ..... 3
- ▶ 100-YEAR-OLD GUN FUN ..... 3
- ▶ THE ALPHAWOLF BARREL ..... 4
- ▶ UPCOMING CLASSES ..... 4
- ▶ DRILL OF THE MONTH ..... 5

MAY 2019

RANGE • MASTER

Volume 23 • Issue 5

# RANGEMASTER

DEFENSIVE TACTICS  
FOR THE **REAL** WORLD

*Firearms Training Services*

MONTHLY NEWSLETTER

# TACCON 2020

RANGE • MASTER

DALLAS, HERE WE COME

[WWW.TACCON.INFO](http://WWW.TACCON.INFO)

**W**e are very pleased to announce that the 2020 Rangemaster Tactical Conference will be conducted on March 27-29, 2020, at the excellent facilities of the Dallas Pistol Club in Carrollton, Texas.

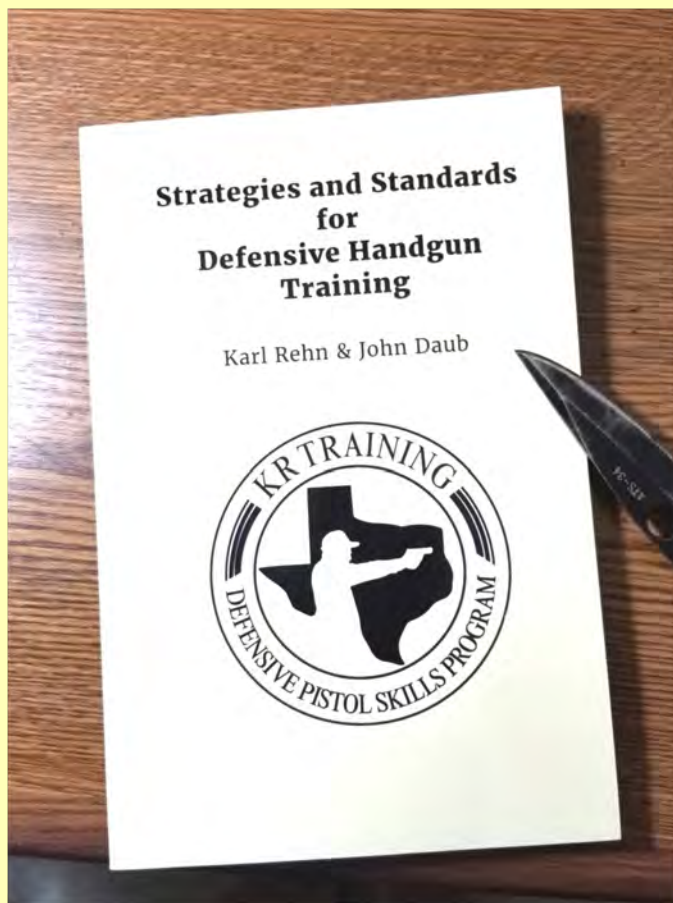
The Dallas Pistol Club is a very nice facility with multiple ranges and permanent buildings with real restrooms. Both the DFW airport and Love Field are 15-20 minutes from the range and there are numerous quality hotels and restaurants 15 minutes away in the Galleria area of Addison, TX.

As always, there will be live-fire training with handgun and shotgun; hands on train-

ing in empty hands skills, impact weapons, OC, and medical skills; and classroom training on a variety of topics including legal issues, personal tactics, historical information and much more. All of the usual suspects will be teaching, plus several trainers who will be presenting at Tac Con for the first time. There will be a Standards Match on turning targets, plus a man vs man tournament for the top scorers. Nowhere else can this abundance of training and trainers be found in one venue.

Go to [www.TacCon.info](http://www.TacCon.info) to register. Don't delay! Every year this event sells out 4-5 months in advance. Once the tickets are gone, that's it until the next year. ■

# Recommended Reading



**K**arl Rehn and John Daub are trainers in Texas, and long-time students, colleagues, and friends of mine. They recently co-authored a book, *Strategies and Standards for Defensive Handgun Training*.

Karl has been a trainer for almost three decades on a part-time basis, and full time now for a year after retiring from his primary job running training programs through his university for the Department of Homeland Security. An accomplished competitive shooter, Karl is an IPSC/USPSA Grand Master and a Master in several IDPA divisions. At last count, he has attended over 2,500 hours of professional firearms training, with everyone from national champion competitors to the Force Science Institute. John Daub is a part-time instructor for Karl's school in Texas and is also a very serious student of the art. John has trained with an impressive list of schools and is a Rangemaster certified instructor, among many other titles.

If you are a student of defensive pistolcraft, this book will help you define your training needs, set appropriate goals, and set out a road map toward accomplishing these goals. If you are a trainer, particularly one with a fixed geographic area of operation, this book will give you valuable insights in how to get "butts in seats" and spread your message to a wider audience.

To order, send Karl a PayPal payment of just \$20.00, to [rehn@krtraining.com](mailto:rehn@krtraining.com) and he will ship a signed copy to you. You must include your mailing address in the notes of the PayPal payment.

If you don't want a signed copy, you can order from Amazon, in book or Kindle format. This book is a real bargain at Twenty Dollars. Highly recommended. ■

*- Tom*

## KR TRAINING



**T**he Master Instructor course is strictly limited to those who have graduated from a Rangemaster Three-Day Firearms Instructor Development Course and our Advanced Firearms Instructor Development Course. If you passed both of those, you are eligible to attend this intensive three day class. Class size is limited.

We will cover a wide range of topics during these three days of training. Subjects will include:

- Historical Development of Modern Defensive Shooting Training, examining how we reached the current State of the Art;
- A full day will be devoted to learning to teach double-action revolver skills;
- There will be Low Light training in the classroom;
- There will be extensive training on designing courses of fire and range drills;
- plus much more. As always, a student manual will be provided.

There will be three iterations of this course, geographically located so that one should be accessible to all who qualify to attend. There will probably not be another iteration until late 2021, as the pool of qualified students is small. ■

### Master Instructor Course

Nov 15-17, 2019  
Shawnee, OK  
(OKC Area)  
**SOLD OUT**

Jan 24-26, 2020  
Homestead, FL  
(Miami area)

May 29-31, 2020  
Jackson, MS

**Eventbrite**



# Choose Ammo *Wisely*

by Tom Givens

When you are working on accuracy/precision, remember that ammunition choice matters. I had a brief practice session recently at an indoor range that only goes to 10 yards. I had two types of practice ammo with me, so I decided to compare them side by side in my Glock 17. One was Aguila 124 grain ball, the other was MEN (German military surplus) 124 grain ball. I put out two B-8 repair centers at 10 yards, and fired 10 rounds of each, slow fire.

The MEN ammo put all 10 rounds into one ragged hole. The Aguila stayed in the 10 ring, but not nearly as tight a group. At 25 yards, the difference between the two would be significant. ■



**MEN Ammo**



**Aguila Ammo**

## 100-Year-Old Gun Fun

by  
Tom Givens


I managed to go to the range recently with a little historical artifact I recently acquired. It's a Savage Model 1907 .32 Auto, made just before WWI. This little pocket rocket is over 100 years old, and it was a lot of fun to see just what I could do with it.

This was a very innovative design, especially in 1905, when Major Elbert Searle designed it. It is a striker fired pistol, and the first pistol

to use a staggered double column magazine that holds 10 rounds. Weighing only 19 ounces and at 6.5" overall length, it is a true pocket pistol, with 11 round capacity. During World War I the French government bought 40,000 of them and the Portuguese another 1,150, but the main sales were in the US civilian market, where the little gun was one of the most popular at the time. Built from 1907 to 1920, total production ran 235,000 pistols.

I put about 100 rounds of PPV and Remington ball, plus 20 rounds of Winchester Silvertips through the gun with no issues and surprisingly good accuracy. Recoil was non-existent.

Leftists are ranting about "semi-automatic assault weapons" right now as if this type of gun was just invented. My 1907 Savage pistol and Winchester Model 1907 .351SLR rifle both have 10 shot magazines and work with utterly boring reliability. Both are over 100 years old. ■



# MODIFICATIONS THAT WORK

by  
Tom  
Givens

My Boresight Solutions modified Glock 17s shoot pretty well. The enhancements Ben does to the frame really make the gun more ergonomic and makes it fit me better. All my Glockes are Gen 3s, and I have long suspected that they were not as accurate as I'd like. Based on long years of experience, I felt I should be shooting better at 25 yards than I was.


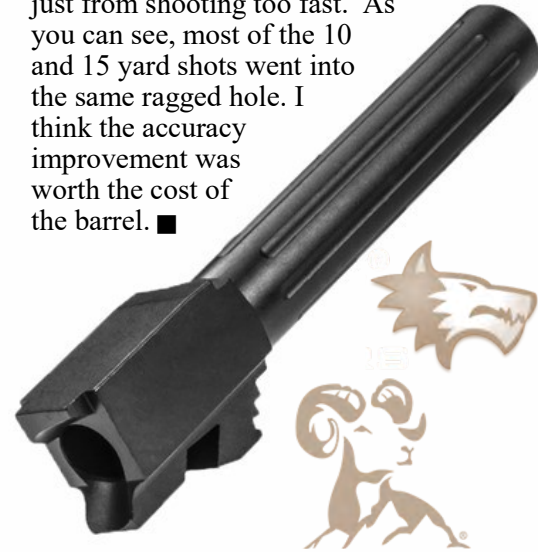
I ordered a replacement barrel from Brownell's and was pleased to find an immediate upgrade in accuracy, just by dropping in a new barrel. Here is the info from the Brownell's website: <https://www.brownells.com/handgun-parts/barrel-parts/barrels/alphawolf-barrels-for-glock--prod84782.aspx>.

AlphaWolf barrels establish the benchmark for absolute accuracy and combat reliability. It is the pinnacle of what every other barrel manufacturer strives to be. Exact tolerances allow for a drop in installation. Designed for lead, plated, or jacketed ammunition. Heat treated to RC 40-42, then Salt Bath Nitride coated.

After installing this barrel in my training G17, I warmed up with three runs of Justin Dyal's 5 yard Round Up. Out of 300 possible points, I scored 300 (Photo A below). I know 5 yards is not an accuracy test, but seeing that big hole in the X-ring certainly felt good. I then moved the target to 15 yards, the furthest I could engage on this particular range. The group shown is on half of a 3 x 5 index card, so the white paper is 2.5 x 3 inches (Photo B). Five rounds of Federal 147 grain HST fired standing, unsupported, went into 1.5 inches. That is plenty accurate for a self defense handgun.

## ALPHA WOLF BARRELS FOR GLOCK

As a final measure, I shot the Super Test (Photo C). This is 30 rounds on a B-8 bullseye, as follows: 10 rounds at 5 yards in 5 seconds; 10 rounds at 10 yards in 10 seconds; and 10 rounds at 15 yards in 15 seconds. My score was 294 out of a possible 300, and the points I dropped were at 5 yards, just from shooting too fast. As you can see, most of the 10 and 15 yard shots went into the same ragged hole. I think the accuracy improvement was worth the cost of the barrel. ■



## Upcoming Classes

RANGE MASTER

**May 31**

Defensive Shotgun  
Culpeper, VA

**June 1-2**

Advanced Instructor Course  
Culpeper, VA

**June 21-23**

Instructor Development  
Course (Pistol)  
Kansas City, KS

**July 19-21**

Shotgun Instructor  
Ripon, WI

**July 27-28**

Intensive Pistol  
Racine, WI

**August 9**

Defensive Shotgun  
Martinsville, IN

**August 10-11**

Combative Pistol  
Martinsville, IN

**August 23-25**

LEO Instructor  
(Closed)  
Rapid City, SD

**September 7-8**

Combative Pistol  
White Hall, AR

**September 13-15**

Instructor Development  
Course (Pistol)  
Hot Springs, AR

**Eventbrite**



# Drill of the Month:

## Snub Revolver Skills Course

by Tom Givens

**T**hroughout 2019 we will be running a Drill of the Month in each edition of the newsletter. The goal is help motivate folks to get to the range and actually shoot their defensive weapons, and to have some fun in the process.

Each month we'll post a drill or a short course of fire. You are encouraged to go to the range, shoot the drill, then post your thoughts and a photo of your target on the Rangemaster Facebook page. Each month I will randomly select one of the posts and award the shooter a \$25.00 discount certificate to use toward the purchase of a book, DVD, or training course.



This month's drill is intended to be shot with a five-shot .38 Special J-frame revolver; but you can use whatever Back-Up Gun (BUG) you choose (Colt Cobra, Glock 26 or 43, SIG P365, Kahr P9, etc). The course requires a total of 30 rounds.



### Course of Fire



- **3 yards:** Draw and fire 3 rounds, dominant hand only. Switch hands, and fire 2 rounds non-dominant hand only, all in 7 secs.
- **5 yards:** Sidestep, draw and fire 4 rounds in 4 seconds.
- **5 yards:** Sidestep, draw and fire 4 rounds to the body, then 1 round to the head box, all in 5 seconds.
- **7 yards:** Draw and fire 5 rounds in 5 seconds.
- **7 yards:** Start with one round in the gun, at the ready. On signal, fire one round, sidestep, execute an emergency reload, and fire 4 more rounds, all in 8 seconds.
- **15 yards:** Draw and fire 3 rounds in 6 seconds.
- **25 yards:** Draw and fire 3 rounds in 8 seconds.

A perfect score is 150 points, and passing is 120 points (80%) or more. Scoring depends on the target design used:

IALEFI-QP or RFTS-Q:

- 8" circle and head ring= 5 points
- 10" circle = 4 points
- Bottle = 3 points

IDPA target:

- -0 = 5 points
- -1 = 3 points
- -3 = 2 points

VSRT:

- Inner ring and head ring=5 points
- second ring =3 points
- All the rest = 2 points

Good Luck!